

SALVIN[®] Regenerative

Everything For Your Implant Practice But The Implants[®]

REGENERATIVE CATALOG



2022

 <p>Dr. John Russo Periodontist Sarasota, FL</p>	<p>"Salvin Dental is a great resource for my practice and especially for the doctors who take my courses. Salvin has what you need whether you're getting started or doing advanced procedures."</p>	 <p>Dr. Nancy Newhouse Periodontist Independence, MO</p>	<p>"Nobody does it better! Salvin is just what they say they are: 'Everything For Your Implant Practice But The Implants' all wrapped up in the best service in the industry."</p>
 <p>Dr. Michael Pruett General Dentist Augusta, GA</p>	<p>"I love the way that Salvin does business. Their willingness to go the extra mile and their commitment to serving makes it a pleasure to deal with them."</p>	 <p>Dr. Eric Hamrick Periodontist Greenville, SC</p>	<p>"For over twenty-five years, Salvin has been our practice's go-to company for surgical supplies and instruments. Their service, vast inventory, and prices are comparable to none."</p>
 <p>Dr. David Lee Hill Oral Surgeon Chapel Hill, NC</p>	<p>"When it comes to quality products and great customer service, nobody does it better than Salvin!"</p>	 <p>Dr. Nick Shumaker Periodontist Fort Collins, CO</p>	<p>"Knowing that I can expect the right products and great service is why I choose to do business with Salvin. Dealing with them is a first-class experience every time I call."</p>
 <p>Dr. Avi Schetritt Periodontist Miami, FL</p>	<p>"Great products, great service, and great people! Their professionalism is what sets Salvin apart. They deliver every time!"</p>	 <p>Dr. James Woodyard Periodontist Newburgh, IN</p>	<p>"Honesty and integrity are values that come to mind when working with Salvin Dental. I know that I'm going to be taken care of every time I call."</p>
 <p>Dr. Alan Yassin Periodontist/ Oral Surgeon Seattle, WA</p>	<p>"Salvin Dental runs a first class operation with excellent customer service and products. We consider Salvin as part of our team with periodontal, implant and related surgical cases."</p>	 <p>Dr. Fred Sakamoto Periodontist Blacklick, OH</p>	<p>"What makes Salvin different? Hard work, knowledge, solid communication, creative mindsets, and high ethics. I have seen it all in every person from the Salvin team while supporting my private practice and my live educational surgery courses."</p>
 <p>Dr. James Rutkowski General Dentist Clarion, PA</p>	<p>"As an oral surgeon whose practice is limited to implant surgery and bone grafting, Salvin is my number one source for everything I need."</p>	 <p>Dr. Alan Yassin Periodontist Deerfield Beach, FL</p>	<p>"I am always impressed with the professional service and knowledge from the team at Salvin Dental. They make it easy for me to recommend them to my colleagues."</p>
 <p>Dr. Israel Puterman Periodontist Chevy Chase, MD</p>	<p>"I love the integrity of Salvin Dental Specialties! I can trust the Salvin team to provide quality products and exceptional service. I know I will be cared for as a valued member of their family."</p>	 <p>Dr. Steve Wallace Periodontist Wilmington, NC</p>	<p>"Getting the Salvin catalog is like being a kid again, flipping through the toy catalog and seeing all the things that I want. The quality of the products is only surpassed by the quality of the people. They truly want your success above all else."</p>
 <p>Dr. Paul Fugazzotto Periodontist Milton, MA</p>	<p>"I turn to Salvin when I need answers to my questions. Their knowledge and helpfulness make them a pleasure to do business with."</p>	 <p>Dr. Laurie Nygaard Periodontist Spokane Valley, WA</p>	<p>"Salvin has, in my experience with them over decades, consistently demonstrated a degree of honesty and openness, and a genuine desire to help the clinician, that is unsurpassed in the dental community."</p>
 <p>Dr. Etienne Lacrampe Prosthodontist Walnut Creek, CA</p>	<p>"I use Salvin for all my biologics. There is no one I trust more to provide the best results for both my patients and my referring dentists."</p>	 <p>Dr. Robert Levine Periodontist Philadelphia, PA</p>	<p>"Working with Salvin is like working with family. You get service, great products and ability to talk directly to staff who are incredibly helpful, knowledgeable & personable. I highly recommend Salvin and their quality products."</p>
 <p>Dr. Leslie Paris Periodontist Fort Collins, CO</p>	<p>"Salvin always meets my needs with great products and excellent service, but what I love most is the people. Every Salvin team member is friendly and caring. They are like family."</p>	 <p>Dr. Etienne Lacrampe Prosthodontist Walnut Creek, CA</p>	<p>"Salvin always meets my needs with great products and excellent service, but what I love most is the people. Every Salvin team member is friendly and caring. They are like family."</p>

Refer To Our 2022 Salvin Instrument Catalog For Additional Testimonials



2022 REGENERATIVE PRODUCTS CATALOG

We're in business to make your lives easier and improve your surgical outcomes.

We've got everything for your implant practice but the implants and we'll take great care of you every time you call!

–Bob Salvin

800-535-6566 • (Toll Free U.S. & Canada) • www.salvin.com



Salvin Dental Specialties, Inc.
3450 Latrobe Drive • Charlotte, NC 28211 • USA
Phone: 704-442-5400 • Fax: 704-442-5424 • Email: orders@salvin.com
Hours: Mon-Thurs: 8:30-7:00 • Fri: 8:30-6:00 • (U.S. Eastern Standard Time)
Quality Management System ISO 13485:2003 Certified

*See It Demonstrated!
Look For This Icon Throughout
Our Catalog*



Trademarks: "Salvin", "Salvin Dental Specialties" Logo, "Everything For Your Implant Practice But The Implants", "Salvin Regenerative", "Salvin Regenerative" Logo, AlloSculpt, CytoSurg, Graft>Set, OraCOTE, OraMEM, OraMEM-Sustained, OraPLUG, OraTAPE, Orastruct, OsseoFiber, Renovix-Plus, SalvinOss, SalvinOss Collagen, and Xymphony are registered U.S. and international trademarks of Salvin Dental Specialties, Inc.

Salvin AmnioExcite, OsseoFiber-Plus, and Salvin OraFOAM are trademarks of Salvin Dental Specialties, Inc. Other product brand names may be trademarks or registered trademarks of their respective owners and are mentioned for reference purposes only.



For Instruments, Tacks & Screws, Sutures, Vital Sign Monitors, Motors & Handpieces, Infection Control, O/R Furniture, Torque Wrenches And More, Please See Our 2022 Salvin Instrument Catalog

Xenograft Particulate Xenograft + Collagen Plug Allograft Bone Fibers



Xenograft Particulate

For Sinus Lifts,
Ridge Augmentation & GBR

Maintains Space During
Bone Remodeling

High Porosity

Pages 7-8



Xenograft + Collagen Plug

For Socket Preservation
& Perio Defects

Retains Shape After Hydrating
With Blood Or Saline

Pages 9-10



Demin Cortical Fibers

Mix With Mineralized
Graft Materials For GBR

Handles Like Putty
100% Bone
No Carrier

Page 11



Demin Cortical Fibers +
Mineralized Cancellous
Chips

For GBR, Ridge
Augmentation, Sinus Lifts
& Bony Defects

Handles Like Putty
100% Bone
No Carrier

Page 12

Allograft Putty DBM Putty + Growth Factors Allograft Paste Or Putty



Demin Cortical With Min Cortical
+ Cancellous Chips

For GBR, Ridge Augmentation,
Sinus Lifts & Bony Defects

Handles Like PlayDoh™
When Hydrated

Hydrogel Carrier Helps Keep
Graft Material In Place

Page 25



DBM Putty In A Syringe With
BMP's & Growth Factors

For GBR, Ridge Augmentation,
Sinus Lifts & Bony Defects

5 Times More BMP's
Than DBM Alone

Page 26



Demin Cortical +
Min Cancellous Chips
Paste or Putty

For GBR, Ridge
Augmentation, Sinus Lifts
& Bony Defects

Carrier Sets At Body Temp
To Keep Graft In Place

Page 27



Demin Cortical
Paste or Putty

For Osseous Defects

Carrier Sets At Body Temp
To Keep Graft In Place

Page 27

LifeNet Health® Allograft Bone Dermis Allograft



Mineralized 50/50
Cancellous/Cortical
Allograft Bone



70/30 Mineralized/
Demineralized
Cortical Allograft
Bone



Mineralized
Cancellous Allograft
Bone



Allograft Bone
Cortical Plates &
Ilium Blocks



Decellularized
Dermis Allograft

For GTR & Soft Tissue Grafts

Prehydrated - Ready To Use
Right Out Of The Package

Store At Room Temperature
No Refrigeration Required

Page 18

See Pages 21-24 For A Complete Selection Of LifeNet Health® Allografts

Resorbable Membranes



Drapeable
Porcine Pericardium

33 Week
Barrier Function

Significant Tensile Strength

Page 13



Resorbable
Extra Cellular Matrix

Maintains Barrier Protection
For Up To 6 Months

Our Most Versatile
Resorbable Membrane

Page 14



Cross Linked Bovine Collagen
Tuck & Place In Buccal Defects

Retains Shape
After Hydrating

Resorbs In 4-8 Weeks

Page 15



Cross Linked Bovine Collagen

For Sinus Lifts &
Larger GBR Procedures

Retains Shape
After Hydrating

Resorbs In 18 Weeks

Pages 15-16

Non-Resorbable Membrane



Non-Resorbable PTFE Membrane

For Socket Preservation
When Primary Closure
Cannot Be Achieved

Remove In 2-3 Weeks

Page 17

Amnion/Chorion Membrane



Full Thickness
Placental Membrane

Trophoblast Layer Contains
Significant Biologically
Relevant Proteins

4X Thicker Than
Amnion Or Chorion
For Much Better Handling

Pages 5-6

Synthetic Graft Material



80/20 TCP/HA
Graft Material

Alternative To Allografts
Or Xenografts For GBR

Slow Resorbing
Osteoconductive
Space Maintaining

Page 28



Calcium Sulfate
Graft Material

Mix With Other Graft
Materials & Saline For
"Putty Like" Handling

Osteoconductive

Page 28

Collagen Wound Dressings



80% Synthetic
Carbonate Apatite
Mineral
Combined With
20% Bovine
Collagen Plug

Mimics Natural Bone
In Resorption &
Remodeling Profile

Page 19



Absorbable Collagen
Plug

To Stabilize Blood
Clots & Preserve Graft
Material
In Socket Preservation

Page 19



Absorbable Collagen
Wound Dressing

To Repair
Sinus Membrane Perfs
& Stabilize Blood Clots
In Oral Wounds

Page 20



Absorbable Collagen
Wound Dressing

For Palatal Donor Sites
& Stabilize Blood Clots
In Oral Wounds

3X Thicker Than
OraTAPE®

Page 20

Hemostatic Sponge



Hemostatic Absorbable
Collagen Sponge

Use In Extraction
Sockets

Controls Bleeding
In 2 Minutes


Page 29


NEW!

Full Thickness Placental Membrane

- 4X Thicker Than An Amnion Or Chorion Membrane Making It Much Easier To Handle
- Does Not Fold In Upon Itself When Rehydrated

Structure of Salvin AmnioExcite® Full Thickness Placental Membrane



AmnioExcite® Includes Both Amnion And Chorion PLUS The Trophoblast Layer
The Trophoblast Layer Contains More Than 50% Of
The Biologically Relevant Proteins In The Placental Membrane ⁽¹⁾

SALVIN® AMNIO EXCITE® Amnion / Chorion Membrane

Size	Product #	Fee	7 or More
10mm x 10mm	#AMNIO-MEM-10X10	89.00	80.00
15mm x 20mm	#AMNIO-MEM-15X20	169.00	157.00
20mm x 30mm	#AMNIO-MEM-20X30	259.00	239.00

1. LifeNet Health®. TR-004-2020 Characterization of the Amnion, Chorion, and Trophoblast Layers of Decellularized and Freeze-Dried Placental Membrane. 2020.

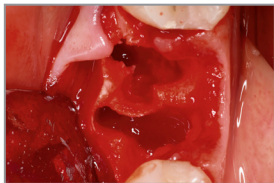


On www.salvin.com

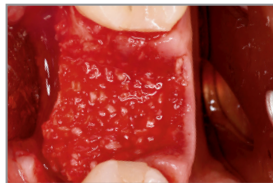
AmnioExcite® Case Studies

Case Study #1 - Socket Preservation Using AmnioExcite® Full Thickness Placental Membrane

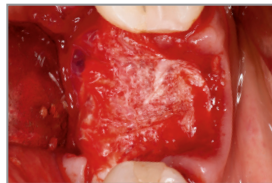
Case & Photos: Dr. Nick Shumaker



Surgical Extraction



*LifeNet Health®
Cortical / Cancellous
Allograft*



*AmnioExcite®
Barrier Membrane*



*3 Week Post-Op –
Excellent Tissue Healing*

Case Study #2- Cemental Tear/Osseous Defect Repair Using AmnioExcite®

Case & Photos: Dr. Nick Shumaker



*Cemental Tear /
Osseous Defect*



*LifeNet Health®
Cortical / Cancellous
Allograft*



*AmnioExcite®
Barrier Membrane*



*6 Month - No Recession
Excellent Aesthetic Result*

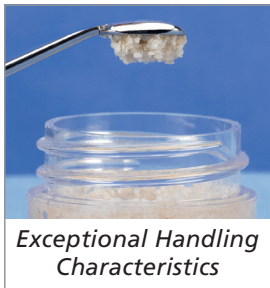


“As a user of amnion membranes for over 15 years, I have found AmnioExcite® from Salvin to be a great addition to my practice. AmnioExcite® is much easier to handle and place, but still adapts to adjacent structures such as bone, tooth roots or dental implants. It has the perfect balance of adaptation and handling that has been missing in amnion membranes, and I’m very pleased with the results.”

–**Dr. Nick Shumaker**
Periodontist, Fort Collins, CO

SalvinOss® Mineralized Cancellous Xenograft

- Indicated For Sinus Lifts, Ridge Augmentation & Guided Bone Regeneration
- Maintains Space & Facilitates Osteoconduction
- 0.25 - 1.0mm High Porosity Particles Become An Integral Part Of Newly Formed Bone
- Radiopaque



Exceptional Handling Characteristics



SALVIN(OSS) Xenograft Bone Graft Material



Particle Size	Size	Product #	Price	7 or More	14 or More
250-1000 microns	0.50 CC (0.25G)	#SALVINOSS-0.50	83.00	75.60	66.50
	1.00 CC (0.5G)	#SALVINOSS-1.00	125.00	113.40	102.70
	2.50 CC (1.25G)	#SALVINOSS-2.50	230.00	208.50	187.60

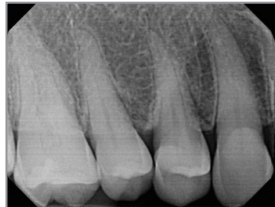
Download Our White Paper At:
www.salvin.com/Downloads/Guides-Studies.html



SalvinOss® Case Studies

Case Study - Socket Preservation With SalvinOss®

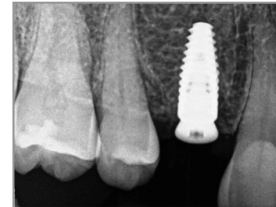
Case & Photos: Dr. Michele Holzinger



Pre-Op



Post-Extraction –
4 Months Healing



Post-Implant –
3 Months Healing

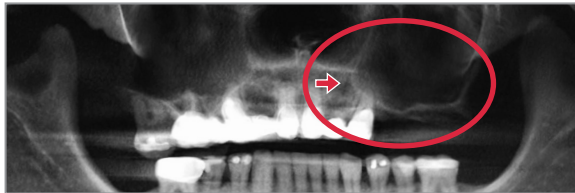


“I trust Salvin Regenerative because they help me produce results that are consistent and reliable for my patients. When I re-enter a site grafted with SalvinOss®, I know exactly what to expect because the results are **predictable**.”

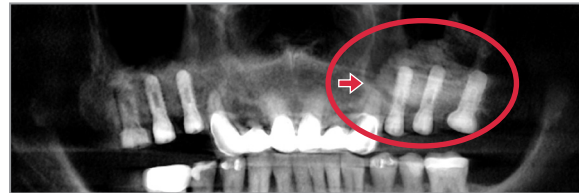
–**Dr. Michele Holzinger**
Periodontist, Middletown, CT

Case Study - Ridge Augmentation Using SalvinOss® Xenograft Bone Material

Case & Photos: Dr. Mitchel Godat



Severely Pneumatized Sinus Cavity



12 Month Post-Op Radiograph

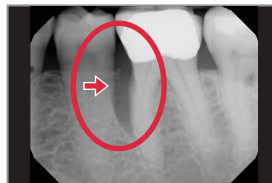


“I have been using SalvinOss® for many years to increase bone volume for space preservation prior to implant placement. SalvinOss® is excellent for sinus lifts, ridge augmentation, and other GBR / GTR procedures with very predictable long-term results.”

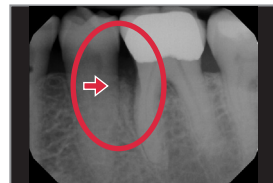
–**Dr. Mitchel Godat**
Periodontist, Memphis, TN

Case Study - Guided Tissue Regeneration Using SalvinOss® Xenograft Bone Material

Case & Photos: Dr. Grant King



9-10 mm
Periodontal Defect



8 Month Post-Op –
Significant Pocket Fill



“SalvinOss® handles extremely well, especially when I mix it with blood, making it easy for me use for GTR and GBR. It is a slower resorbing material, holding space and volume more than using allograft alone. Most importantly, SalvinOss® gives me predictable results every time.”


–**Dr. Grant King**
Periodontist, Memphis, TN

SalvinOss® Collagen On Next Page →

SalvinOss® Collagen Xenograft Bone + Bovine Collagen

- 90% SalvinOss® Xenograft Bone Graft Material PLUS 10% Bovine Collagen
- For Socket Preservation, Sinus Lifts, And Periodontal / Furcation Defects
- Plug Shape Helps Make Socket Preservation Fast & Simple
- Retains Shape After Hydrating






7mm

10mm

100mg

Ideal For:

- Anterior Socket Grafting
- Periodontal Defects
- Osseous Defects Caused By Peri-Implantitis



10mm

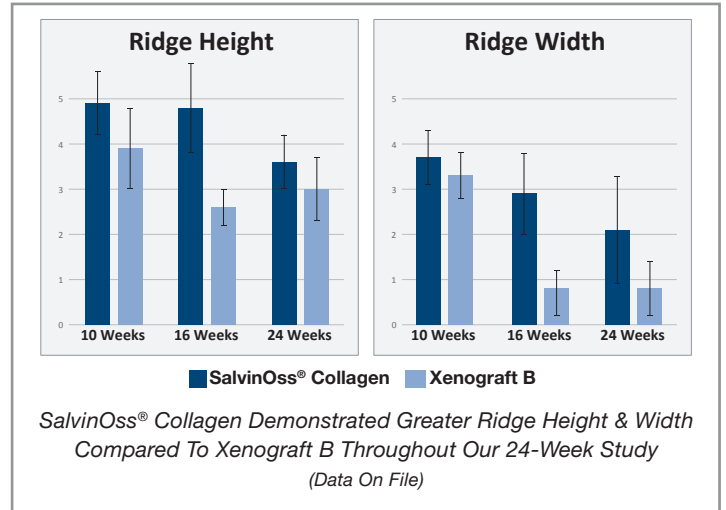
10mm

250mg


Ideal For:

- Posterior Socket Grafting
- Ridge Augmentation
- Sinus Lifts

Plugs Shown Actual Size



SALVIN(OSS) Collagen Xenograft Bone PLUS Bovine Collagen



Particle Size	Size	Product #	Price	7 or More	14 or More
250-1000 microns	7mm (Diam) x 10mm	#SALVINOSS-COLL-100MG	97.50	93.50	89.50
	10mm (Diam) x 10mm	#SALVINOSS-COLL-250MG	175.00	169.00	162.00

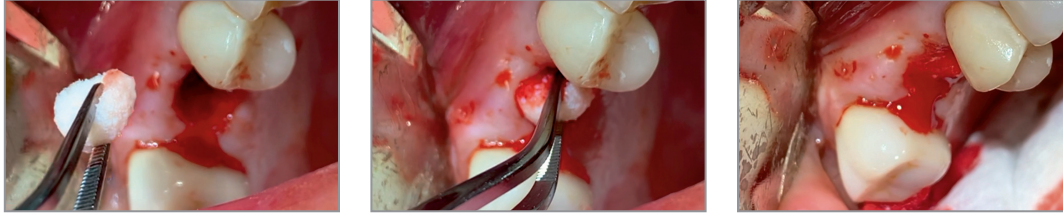
Download Our White Paper At:
www.salvin.com/Downloads/Guides-Studies.html



SalvinOss® Collagen Case Studies

Case Study #1 - Socket Preservation Using SalvinOss® Collagen

Case & Photos: Dr. Tyler Borg



Plug Shape For Easy Socket Preservation And Crestal Sinus Lift

Case Study #2 - Furcation Defect Using SalvinOss® Collagen

Case & Photos: Dr. Tyler Borg



SalvinOss® Collagen Helps When Graft Containment Is Problematic



“SalvinOss® Collagen has become a staple of my practice for regeneration as well as augmentation. The ease of handling coupled with the volumetric stability produces predictability in grafting situations around both teeth and implants alike.”

–Dr. Tyler Borg
Periodontist, Northglenn, CO

Demineralized Cortical Fiber

- *Demineralized Cortical Bone Has The Potential To Stimulate New Bone Growth*
- *100% Bone - No Carrier*
- *Handles Like Putty When Hydrated*
- *Mixes Well With Mineralized Graft Materials If Needed*

***100% Bone – No Carrier – Handles Like Putty When Hydrated
Facilitates Cellular Proliferation & Cellular Attachment ⁽¹⁾***



SALVIN® OsseoFiber™ Demineralized Cortical Fibers



Size	Product #	Fee	7 or More
0.5 cc	#OFIBER-0.5CC	139.00	124.70
1.0 cc	#OFIBER-1.0CC	239.00	214.80
2.5 cc	#OFIBER-2.5CC	469.00	424.60

No Refrigeration Required - Store At Room Temperature
Typical Shelf Life: 3 Years



*Moldable & Easily Shaped
To Pack Into Any Defect*

***Donor Tissue From LifeNet Health® Tissue Processor
Each Lot Is Tested In Vivo For Osteoinductive Potential***

1. Rodriguez RU, Kemper N, Breathwaite E, et al. Demineralized bone matrix fibers formable as general and custom 3D printed mold-based implants for promoting bone regeneration. *Biofabrication*. 2016;8(3):035007



**Demineralized Cortical Fiber
PLUS Mineralized Cancellous Chips** **NEW!**

- *Demineralized Cortical Bone Has The Potential To Stimulate New Bone Growth*
- *Mineralized Cancellous Chips Provide Scaffold For Bone Cell Migration*
- *Use For GBR Procedures, Ridge Augmentation, Sinus Lifts & Bony Defects*



**100% Bone – No Carrier – Handles Like Putty When Hydrated
Facilitates Cellular Proliferation & Cellular Attachment ⁽¹⁾**

**SALVIN OsseoFiber-PLUS™ Demineralized Cortical Fibers
PLUS Mineralized Cancellous Chips**



Size	Product #	Fee	7 or More
0.5 cc	#OFIBER-PLUS-0.5CC	145.00	129.70
1.0 cc	#OFIBER-PLUS-1.0CC	250.00	224.80
2.5 cc	#OFIBER-PLUS-2.5CC	475.00	427.50

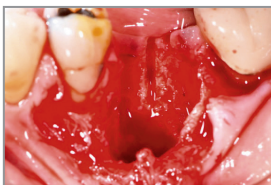
No Refrigeration Required - Store At Room Temperature
Typical Shelf Life: 3 Years



*Moldable & Easily Shaped
To Pack Into Any Defect*

Case Study - Guided Bone Regeneration Using OsseoFiber-Plus™

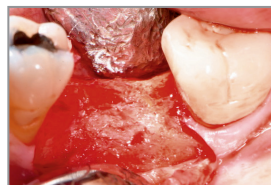
Case & Photos: Dr. Paul Rosen



*Post Surgical Extraction
– Osseous Defect*



*OsseoFiber-Plus™ Has
Putty-Like Handling*



*Successful GBR
6 Month Post-Op*



*Implant Placement
Prior To Restoration*



“The innovation of making DFDBA in a fiber form has been a tremendous enhancement to this graft. The increase in surface area makes this osseoinductive clot stabilizer a must for one’s regenerative armamentarium. Importantly, this fiber form of DFDBA transforms it into being much more user friendly.”

–Dr. Paul Rosen
Periodontist, Yardley, PA & New York, NY

**Donor Tissue From LifeNet Health® Tissue Processor
Each Lot Is Tested In Vivo For Osteoinductive Potential**

1. Rodriguez RU, Kemper N, Breathwaite E, et al. Demineralized bone matrix fibers formable as general and custom 3D printed mold-based implants for promoting bone regeneration. Biofabrication. 2016;8(3):035007





Membranes Shown
Actual Size



15mm x 25mm
25mm Dimension
For Effective
Buccal - Lingual Coverage



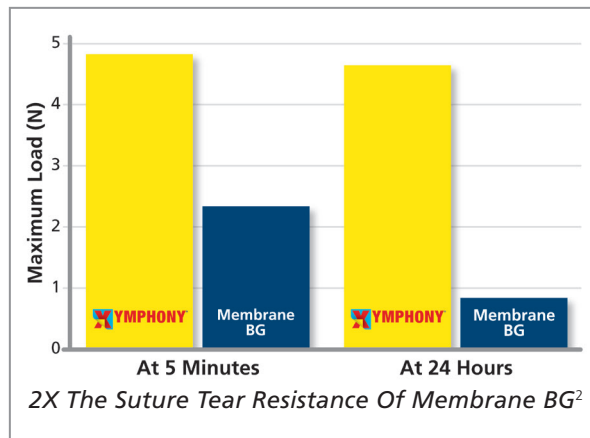
20mm x 30mm



30mm x 40mm

Our Most Drapeable, “No Shape Memory” Barrier Membrane

- Porcine Pericardium Maintains Barrier Function Up To 33 Weeks
- Significant Tensile Strength - Suture Or Tack With Confidence



SALVIN® X YMPHONY® Contour Adapting Resorbable Membrane

Size	Product #	Price	7 or More	14 or More
15mm x 25mm	#XYMPHONY-15X25	139.00	123.40	114.70
20mm x 30mm	#XYMPHONY-20X30	185.00	164.70	153.40
30mm x 40mm	#XYMPHONY-30X40	254.00	227.60	211.80

1. In vivo animal study data on file.
2. Data on file.



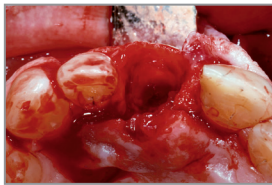


Our Most Versatile Resorbable Barrier Membrane

- For Bone Regeneration & Soft Tissue Esthetics
- Non-Cross Linked Extracellular Matrix Perfectly Conforms To The Defect When Hydrated
- Contains Type I, III, & IV Collagen
- Excellent Tensile Strength & Tear Resistance
- Trim & Place Either Wet Or Dry
- Resorbs Within 6 Months

Case Study - Renovix-Plus® Guided Healing Collagen

Case & Photos: Dr. Lauralee Nygaard



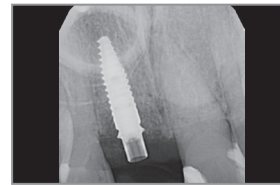
Aesthetic Zone
Surgical Extraction



Renovix-Plus®
Over Graft Material



Soft Tissue Aesthetics
Preserved



Implant Placed



"Renovix-Plus® has become the membrane I use most for predictable ridge preservation. I use it for ease of handling and preservation of soft tissue architecture. And the bonus of working with team Salvin!"

–Dr. Lauralee Nygaard
Periodontist, Spokane Valley, WA

SALVIN® Renovix-Plus® Guided Healing Collagen Membrane

Size	Product #	Price	7 or More	14 or More
15mm x 25mm	#RENOVIX-PLUS-15X25	155.00	138.40	128.60
20mm x 30mm	#RENOVIX-PLUS-20X30	203.00	183.50	168.40
30mm x 40mm	#RENOVIX-PLUS-30X40	265.00	238.70	222.50





Resorbable Collagen Membrane

- For Use In Buccal Defects & Smaller GBR Procedures
- Cross Linked Type 1 Bovine Collagen
- Retains Shape & Memory For Easy Placement
- Resorbs In 4-8 Weeks



Resorbs In 4 To 8 Weeks

Size	Product #	Price	7 or More	14 or More
15mm x 20mm	#ORAMEM-15X20	147.00	130.70	121.60
20mm x 30mm	#ORAMEM-20X30	185.00	163.40	152.20
30mm x 40mm	#ORAMEM-30X40	268.00	242.80	225.70

Membranes Shown Actual Size



15mm x 20mm



20mm x 30mm



30mm x 40mm



Sustained Duration Resorbable Collagen Membrane

- For Use In Sinus Lifts & Larger GBR Procedures
- Cross Linked Type 1 Bovine Collagen
- Retains Shape & Memory For Easy Placement
- Thicker Than Regular OraMEM®
- Resorbs In 18 Weeks



Resorbs In 18 Weeks

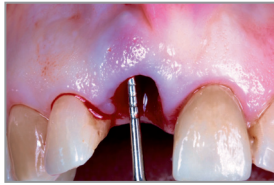
Size	Product #	Price	7 or More	14 or More
15mm x 20mm	#ORAMEM-SUS-15X20	170.00	151.50	142.70
20mm x 30mm	#ORAMEM-SUS-20X30	227.00	203.70	190.50
30mm x 40mm	#ORAMEM-SUS-30X40	299.00	267.40	252.60



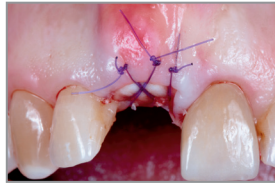
OraMEM-Sustained® Case Studies

OraMEM-Sustained® Case Study #1 - Socket Preservation / Buccal Wall Repair

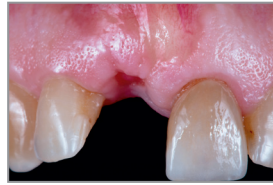
Case & Photos: Dr. Matthew Fien



Bone Sounding Revealed Buccal Wall Dehiscence



Socket Grafted With LifeNet Health® 70/30 Bone – OraMEM-Sustained® Tucked Into Buccal Pouch



4 Month Post-Op Beautiful Soft Tissue Aesthetics



4 Month Post-Op – Complete Regeneration of Buccal Wall

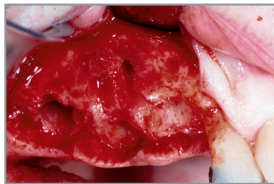


“Following atraumatic extraction and debridement of tooth #8, bone sounding revealed a moderate buccal dehiscence. The socket was grafted with particulate bone graft (LifeNet Health® 70/30). A 15x20 OraMEM-Sustained® membrane was trimmed and inserted into a buccal pouch. A resorbable monofilament suture was used to stabilize the site with intentional secondary intention healing. After 4 months, implant surgery was performed and complete regeneration of the buccal wall defect was noted.”

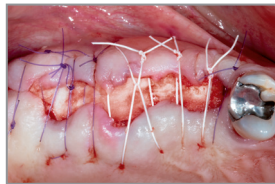
–Dr. Matthew Fien
Periodontist, Fort Lauderdale, FL

OraMEM-Sustained® Case Study #2 - Socket Preservation / Buccal Wall Repair

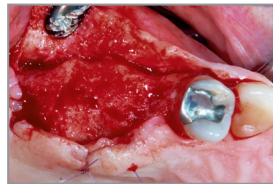
Case & Photos: Dr. Matthew Fien



Extraction Of Tooth #3 & #4 With Buccal Wall Defect



Grafted With LifeNet Health® 70/30 Bone & OraMEM-Sustained®



4.5 Month Post-Op – Complete Regeneration Of Osseous Defects




Two Implants Placed In New Host Bone



“Following extraction of tooth #3 and #4, a moderate buccal plate dehiscence was noted. The sockets and buccal defects were grafted with particulate bone graft (LifeNet Health® 70/30). An OraMEM-Sustained® membrane was trimmed and adapted over the buccal occlusal line angle. A combination of a monofilament resorbable suture and PTFE was used to stabilize the site without primary closure. After 4.5 months of healing, the osseous defects were completely regenerated and two implants placed.”

–Dr. Matthew Fien
Periodontist, Fort Lauderdale, FL



Non-Resorbable PTFE Membrane

- For Socket Preservation When Primary Closure Cannot Be Achieved
- Sufficiently Firm To Protect The Defect – Supple Enough To Drape Over Surrounding Tissue
- Nominal Thickness Of 250 Microns
- Needs To Be Removed In 2-3 Weeks

Space-Making Barrier In The Treatment Of Periodontal Defects

Textured Top Surface Provides Scaffold For Soft Tissue

Smooth Bottom Surface Against Bone For Easy Retrieval

Pore Size Less Than 0.3 Microns

SALVIN
CytoSurg®

Non-Resorbable PTFE Membrane 1 Membrane Per Box

Size	Product #	Price	10 or More	20 or More
12mm x 24mm	#CYTOSURG-12X24	42.00/Membrane	36.70/Membrane	33.10/Membrane
25mm x 30mm	#CYTOSURG-25X30	74.00/Membrane	65.80/Membrane	58.70/Membrane





**Prehydrated & Ready To Use
Right Out Of The Package**



**No Refrigeration Required –
Store At Ambient Temperature**



Decellularized Dermis Allograft

- Excellent For GTR/GBR & Oral Soft Tissue Correction
- Terminally Sterilized For Increased Patient Safety
- Handles Like Autogenous Tissue

Case Study - OrACELL® Decellularized Dermis

Case & Photos: Dr. Matt Ficca



Pre-Op
Tooth #6 & #7



6 Year Follow-Up



Pre-Op
Tooth #10 & #11



6 Year Follow-Up



“OrACELL® provides an excellent alternative to autogenous tissue for tissue graft procedures. The pre-hydrated samples handle comparative to autogenous or even better. Over the years I have looked for an allograft with consistent quality and thickness, ease of handling, and predictable healing. I want to offer my patients the highest quality allograft on the market. I am confident I’ve got it covered with OrACELL®.”

–Dr. Matt Ficca
Periodontist, Charlotte, NC

OrACELL® Decellularized Dermis Allograft

Size	Thickness	Product #	Fee	7 or More
1.0cm x 1.0cm	0.76 - 1.25mm	#DERMIS-1X1	90.00 EACH	80.70 EACH
1.5cm x 2.0cm	0.76 - 1.25mm	#DERMIS-1.5X2	175.00 EACH	157.50 EACH
1.0cm x 4.0cm	0.76 - 1.25mm	#DERMIS-1X4	200.00 EACH	179.40 EACH
2.0cm x 4.0cm	0.76 - 1.25mm	#DERMIS-2X4	220.00 EACH	197.80 EACH
1.0cm x 1.0cm	1.26 - 1.75mm	#DERMIS-THICK-1X1	90.00 EACH	80.70 EACH
1.5cm x 2.0cm	1.26 - 1.75mm	#DERMIS-THICK-1.5X2	175.00 EACH	157.50 EACH
1.0cm x 4.0cm	1.26 - 1.75mm	#DERMIS-THICK-1X4	200.00 EACH	179.40 EACH
2.0cm x 4.0cm	1.26 - 1.75mm	#DERMIS-THICK-2X4	220.00 EACH	197.80 EACH





Resorbable Bovine Type 1 Collagen Plug

- Use To Stabilize Blood Clots & Preserve Graft Material In Socket Preservation
- Controls Bleeding In Extraction & Biopsy Sites
- Resorbs in 10-14 Days

Sponges Shown Actual Size - Package Contains 10 Sponges



Resorbs In 10 To 14 Days

Size	Product #	Price	7 or More	14 or More
10mm x 20mm	#ORAPLUG-PKG-10	129.00 BOX OF 10	115.60 Box of 10	107.80 Box of 10



NEW!




Available March 2022

80% Synthetic Carbonate Apatite Mineral Combined With 20% Bovine Collagen

- Mineral Mimics Natural Bone In Resorption & Remodeling Profile
- Simple, Cost Effective Socket Preservation
- Plug Takes The Shape Of Defect When Hydrated To Fill Socket
- Offered In Two Sizes - Five Plugs Per Box

Composite Plugs Shown Actual Size - Package Contains 5 Composite Plugs



Size	Product #	Price	7 or More	14 or More
10mm x 20mm	#FULFILL-10X20-PKG-5	249.00 BOX OF 5	235.00 Box of 5	224.30 Box of 5
6mm x 25mm	#FULFILL-6X25-PKG-5	249.00 BOX OF 5	235.00 Box of 5	224.30 Box of 5



Resorbable Collagen Wound Dressings

- For Palatal Donor Sites & To Stabilize Blood Clots In Minor Oral Wounds
- 3X Thicker Than OraTAPE®
- Controls Bleeding & Stabilizes Blood Clots
- Resorbs in 10-14 Days



Resorbs In 10 To 14 Days

Size	Product #	Price	7 or More	14 or More
20mm x 40mm	#ORACOTE-PKG-10	175.00 BOX OF 10	158.80 Box of 10	143.50 Box of 10

Resorbable Collagen Tape

- Use To Repair Sinus Membrane Perforations & Stabilize Blood Clots In Minor Oral Wounds
- Resorbs in 10-14 Days

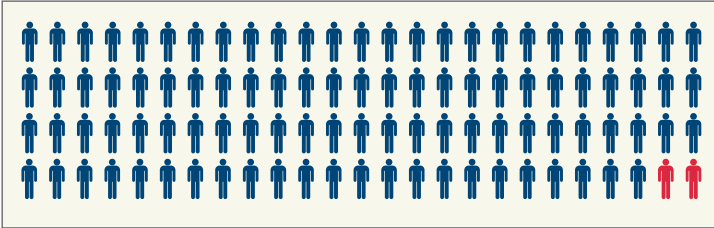
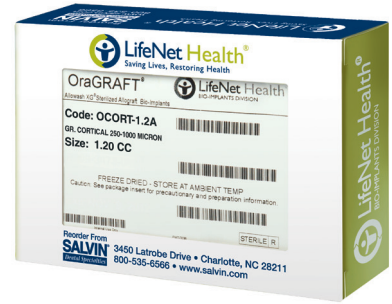


Resorbs In 10 To 14 Days

Size	Product #	Price	7 or More	14 or More
25mm x 75mm	#ORATAPE-PKG-10	223.00 BOX OF 10	200.80 Box of 10	188.70 Box of 10



LifeNet Health® Is The World's Largest Full Service Tissue Processor / Organ Procurement Organization



All Of LifeNet Health's® Donor Tissue Is Recovered In The United States
Of Total Donors Screened For Transplantation, Only 3% Are Accepted By LifeNet Health®.
Over 8-Million Bio-Implants Have Been Processed Using LifeNet Health's® Allowash Technology, With No Disease Transmission

Specific Screening Criteria*	LifeNet Health® Saving Lives. Restoring Health. Giving Hope.	AATB (American Association of Tissue Banks)	FDA (U.S. Food & Drug Administration)
Encephalitis (clinically active)	●	●	●
Gonorrhea (within the past year)	●	●	●
Hepatitis B	●	●	●
Hepatitis C	●	●	●
HIV 1/2	●	●	●
Malaria	●	●	●
Meningitis (clinically active)	●	●	●
Sepsis	●	●	●
Syphilis	●	●	●
Transmission spongiform encephalopathy (TSE)	●	●	●
Vaccinia	●	●	●
West Nile Virus (WNV, 4 month exclusion from the time of onset)	●	●	●
Guillain-Barre syndrome (clinically active)	●	●	●
Multiple sclerosis	●		●
Leprosy (Hansen's disease)	●	●	
Clinically significant metabolic bone disease	●	●	
Polyarteritis nodosa	●	●	
Rabies	●	●	
Rheumatoid arthritis (musculoskeletal deferral)	●	●	
Sarcoidosis	●	●	
Systemic lupus erythematosus	●	●	
Systemic mycosis	●	●	
Tuberculosis (clinically active or treated in the past 5 years)	●	●	
Ankylosing spondylitis	●	●	
Autoimmune vasculitis if type is not known	●	●	
Cancer	●	●	
Chagas disease	●	●	
Epstein Barr virus (clinically active)	●	●	
Clostridium difficile infection (defer if occurred during present hospitalization)	●	●	
Endocarditis (clinically active)	●	●	
Herpes (any evidence of active herpes infection is a deferral)	●	●	
Illicit drug use (see Illegal drugs)	●	●	
Peritonitis (clinically active)	●	●	
Rheumatic fever (defer all tissues if clinically active, defer heart valves for any history)	●	●	
Poliomyelitis (clinically active or untreated)	●	●	
Mixed connective tissue disease	●		
Cold agglutinin disease	●		
Pyelonephritis (clinically active)	●		
Reactive arthritis (must be asymptomatic for 6 months for musculoskeletal deferral)	●		
Wegener's granulomatosis	●		

*These Screening Criteria Are Subject To Change

LifeNet Health®, The LifeNet Health® Logo, OrACELL®, OraGRAFT® & Preservon® Are Registered Trademarks Of LifeNet Health®.

LifeNet Health® OraGRAFT®

Mineralized 50/50 Cancellous/Cortical Mix **MOST POPULAR**



Particle Size	Size	Product #	Fee	7 or More
250-1000 microns	0.50 cc	#CAN-CORT-.50	89.00	79.60
	1.00 cc	#CAN-CORT-1.00	120.00	107.80
	2.00 cc	#CAN-CORT-2.00	174.00	156.40

Mineralized Cancellous **MOST POPULAR**



Particle Size	Size	Product #	Fee	7 or More
250-1000 microns	0.25 cc	#MIN-CAN-.25	80.00	71.80
	0.50 cc	#MIN-CAN-.50	92.00	81.70
	1.00 cc	#MIN-CAN-1.00	125.00	111.40
	2.00 cc	#MIN-CAN-2.00	193.00	172.60
1000-2000 microns	0.50 cc	#MIN-CAN-L-.50	92.00	81.70
	1.00 cc	#MIN-CAN-L-1.00	125.00	111.40
	2.00 cc	#MIN-CAN-L-2.00	193.00	172.60

Mineralized Cortical



Particle Size	Size	Product #	Fee	7 or More
250-1000 microns	0.25 cc	#MIN-CORT-.25	43.00	37.80
	0.50 cc	#MIN-CORT-.50	60.00	53.40
	0.70 cc	#MIN-CORT-.75	75.00	66.70
	1.20 cc	#MIN-CORT-1.25	88.00	78.50
	2.50 cc	#MIN-CORT-2.50	131.00	116.80
250-710 microns	0.50 cc	#MIN-CORT-SM-.50	60.00	53.40
	0.70 cc	#MIN-CORT-SM-.75	75.00	66.70
	1.20 cc	#MIN-CORT-SM-1.25	88.00	78.50
	2.50 cc	#MIN-CORT-SM-2.50	131.00	116.80



LifeNet Health® OraGRAFT®

70/30 Mineralized/Demineralized Cortical Mix **MOST POPULAR**



Particle Size	Size	Product #	Fee	7 or More
250-1000 microns	0.50 cc	#MD-7030-.50	82.00	73.70
	1.00 cc	#MD-7030-1.00	121.00	108.60
	2.00 cc	#MD-7030-2.00	172.00	154.80

Demineralized Cortical



Particle Size	Size	Product #	Fee
250-1000 microns	0.25 cc	#DEMIN-CORT-.25	46.00
	0.50 cc	#DEMIN-CORT-.50	63.00
	0.70 cc	#DEMIN-CORT-.75	80.00
	1.20 cc	#DEMIN-CORT-1.25	94.00
	2.50 cc	#DEMIN-CORT-2.50	139.00

Demineralized Cancellous



Particle Size	Size	Product #	Fee
1-8 mm Crushed	5.00 cc	#DEMIN-CAN-CR-5	280.00

Graft Site Suggested Volume Guide

Periodontal Defects

Central Incisor	0.5 cc
Lateral Incisor	0.5 cc
Canine	0.5 cc
1st & 2nd Premolar	0.5 cc
1st & 2nd Molar	0.7-1.0 cc
3rd Molar	0.7-1.0 cc

Extraction Sites

Central Incisor	0.7-1.0 cc
Lateral Incisor	0.5 cc
Canine	0.7-1.0 cc
1st & 2nd Premolar	0.7-1.0 cc
1st & 2nd Molar	1.2-2.0 cc
3rd Molar	1.2-2.0 cc

Sinus Grafts

Each Sinus	2.5-5.0 cc
------------	------------

For optimal safety, all LifeNet Health® allografts distributed by Salvin Dental are gamma irradiated to achieve a Sterility Assurance Level (SAL) 10^{-6} without compromising the inherent biomechanical or biochemical properties of the graft.

Typical Shelf Life: 3 Years. Fees are subject to change. Please check current fees at time of placing order.

LifeNet Health® Canadian Registration: CTO #100038

LifeNet Health® OraGRAFT®

Pre-Hydrated Cortical Plate

Ready To Use Out Of The Package

- Preserved Using LifeNet Health’s® Proprietary Preservon® Technology To Maintain A Fully Hydrated State At Ambient Temperature
- Preservon-Treated Grafts Have Been Shown To Have Greater Flexibility Than Freeze-Dried Grafts ⁽¹⁾
- Ideal For “Shell” Technique – Secure Cortical Plate To Host Bone With Fixation Screws To Create A Biologic Container



Plate	Size	Product #	Fee
Cortical Plate	30 mm x 15 mm x 1 mm	#CORT-PLATE-30X15X1	475.00

No Refrigeration Required - Store At Room Temperature
Typical Shelf Life: 5 Years

Pre-Hydrated Ilium Block

Ready To Use Out Of The Package

- Preserved Using LifeNet Health’s® Proprietary Preservon® Technology To Maintain A Fully Hydrated State At Ambient Temperature



Block Size	Size	Product #	Fee
Ilium Block - Small	15 mm x 20 mm	#ILIUM-PRES-SMALL	509.00
Ilium Block - Medium	15 mm x 30 mm	#ILIUM-PRES-MEDIUM	577.00
Ilium Block - Large	20 mm x 40 mm	#ILIUM-PRES-LARGE	763.00

NEW! Pre-Hydrated Unicortical Block **MOST POPULAR**
Ready To Use Out Of The Package

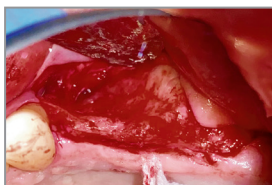
- Preserved Using LifeNet Health’s® Proprietary Preservon® Technology To Maintain A Fully Hydrated State At Ambient Temperature



Block Size	Size	Product #	Fee
Unicortical Block - Small	10 mm x 15 mm x 8 mm	#ILIUM-UNICORTICAL-SMALL	290.00
Unicortical Block - Large	10 mm x 25 mm x 8 mm	#ILIUM-UNICORTICAL-LARGE	350.00

Case Study - GBR Using LifeNet Health® Unicortical Block & Renovix-PLUS® Membrane

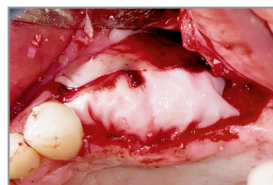
Case & Photos: Dr. Shaun Young



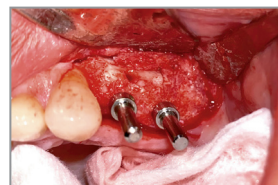
Large Osseous Defect



LifeNet Health®
Unicortical Block



Renovix-Plus® –
Barrier Membrane



Implant Placed In
Regenerated Bone



“Salvin continues to raise the bar with their regenerative products. The allogeneic blocks have elevated my abilities and given me additional options that I can depend on for ridge augmentation. The Renovix-PLUS® collagen membrane is one of the best on the market due to its versatility as a stiffer membrane, but also very moldable – it’s really the best of both worlds.”

–Dr. Shaun Young
Oral Surgeon, Tampa, FL

1. LifeNet Health. TR 0216 Three-Point Bend Testing of Glycerol-Treated, Freeze-Dried, and Frozen Bone

Demineralized Cortical Allograft Putty With Cortical Cancellous Chips

MOST POPULAR

- 1-2.8mm Chips Provide An Effective Scaffold For Bone Cell Migration
- Handles Like PlayDoh™ When Hydrated With Blood Or Saline
- Resorbable Hydrogel Carrier Resists Irrigation To Keep Graft In Place

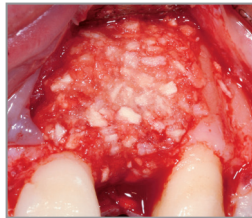


AlloSculpt-3D Case Study

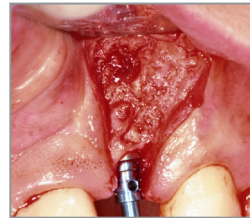
Case & Photos: Dr. Nick Shumaker



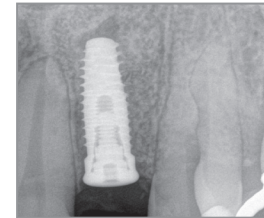
Buccal Wall Defect



Bone Chips Provide Scaffold



New Host Bone Formation



20 Week X-Ray Implant Placed



–Dr. Nick Shumaker
Periodontist, Fort Collins, CO

SALVIN® AlloSculpt-3D Demineralized Cortical Allograft Putty With Cortical & Cancellous Chips

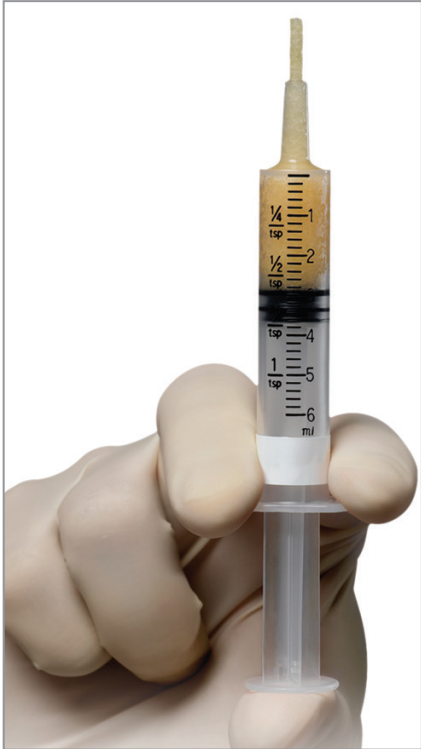
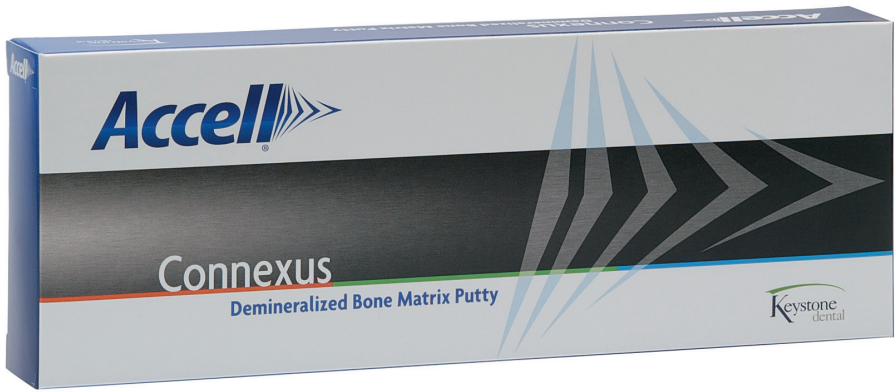
Size	Product #	Fee	7 or More
0.5 cc	#ALLO-3D-.5	199.00	185.90
1.0 cc	#ALLO-3D-1.0	299.00	277.80
2.0 cc	#ALLO-3D-2.0	445.00	393.70

No Refrigeration Required - Store At Room Temperature
Product Shelf Life - 2.5 Years

Donor Tissue From LifeNet Health® Tissue Bank
Each Lot Is Tested In Vivo For Osteoinductive Potential

PlayDoh™ is a trademark of Hasbro





DBM Putty In A Syringe With BMP's & Growth Factors

- *Used For Guided Bone Regeneration When A High Concentration Of BMP's & Growth Factors Is Needed*
- *5X More BMPs Than DBM Alone*
- *Contains The Same BMPs (BMP-2, BMP-4, BMP-7) & Growth Factors (TGF-B, IGF-1, VEG-F) That The Body Produces To Form New Bone - In A Concentrated Form*
- *Sets At Body Temperature - No Special Preparation Required*

Accell Connexus



Size	Product #	Fee
0.5 cc	#ACCELL-CONN-0.5CC	319.00
1.0 cc	#ACCELL-CONN-1.0CC	487.00
2.5 cc	#ACCELL-CONN-2.5CC	860.00

No Refrigeration Required - Store At Room Temperature
Typical Shelf Life: 6-9 Months

Sterilized Using Low-Dose Electron Beam, A Process That Has Been Shown To Preserve The Osteoinductive Power Of BMP

Every Lot Tested In Quantitative In Vitro Assay To Ensure Osteoinductive Properties



Demineralized Cortical Bone With Mineralized Cancellous Chips Paste Or Putty

- For GBR, Ridge Augmentation, Sinus Lifts & Bony Defects
- Sets At Body Temp To Keep Graft In Place
- Syringe Option For Easy Placement



DynaBlast Paste



Size	Product #	Fee
0.5 cc	#ORTHO-PASTE-0.5CC	140.00
1.0 cc	#ORTHO-PASTE-1.0CC	195.00
3.0 cc	#ORTHO-PASTE-3.0CC	502.00

DynaBlast Putty



Size	Product #	Fee
1.0 cc	#ORTHO-PUTTY-1CC	239.00
2.5 cc	#ORTHO-PUTTY-2.5CC	479.00
5.0 cc	#ORTHO-PUTTY-5.0CC	847.00

No Refrigeration Required - Store At Room Temperature
Typical Shelf Life: 6-9 Months

Demineralized Cortical Bone Paste Or Putty

- For Osseous Defects
- Sets At Body Temp To Keep Graft In Place
- Syringe Option For Easy Placement



DynaGraft-D Gel



Size	Product #	Fee
0.5 cc	#DYNA-GEL-0.5CC	140.00
1.0 cc	#DYNA-GEL-1.0CC	195.00
5.0 cc	#DYNA-GEL-5.0CC	796.00

DynaGraft-D Putty



Size	Product #	Fee
1.0 cc	#DYNA-PUTTY-1.0CC	239.00
2.5 cc	#DYNA-PUTTY-2.5CC	479.00
5.0 cc	#DYNA-PUTTY-5.0CC	847.00

No Refrigeration Required - Store At Room Temperature
Typical Shelf Life: 6-9 Months

Tricalcium Phosphate + Hydroxyapatite

- Promotes Osteoblast Proliferation For New Host Bone Formation
- Alternative To Allografts Or Xenografts For GBR Procedures
- Slow Resorbing, Excellent For Space Maintenance



SALVIN Orastruct 80/20 TCP/HA Synthetic Graft Material
80/20 TCP/HA Synthetic Graft Material

Size	Particulate Size	Product #	Price	7 or More	14 or More
0.5cc	0.5 - 1mm	#ORASTRUCT-0.5CC	78.00	68.70	62.50
1.0cc	0.5 - 1mm	#ORASTRUCT-1.0CC	113.00	99.80	91.40
2.5cc	1 - 2mm	#ORASTRUCT-2.5CC	192.00	175.50	163.60
0.5cc In Syringe - Pkg of 5	0.5 - 1mm	#ORASTRUCT-SYR-0.5CC	285.00	258.70	242.50



Calcium Sulfate Synthetic Bone Graft Material

- Osteoconductive Resorbable Material
- Package Contains:
 - 1 Gram Of Calcium Sulfate Hemihydrate
 - 10mL Of Fast Setting Solution
 - 5mL Of Regular Setting Solution



Mix With Blood Or Saline For "Putty-Like" Handling Characteristics

Photo: Dr. James Rutkowski

SALVIN graft>set Calcium Sulfate Bone Grafting Material

Size	Product #	Price	7 or More	14 or More
1.0 gram	#GRAFT-SET	50.50 PKG	45.50 PKG	41.00 PKG





Absorbable Collagen Hemostatic Sponges

- Controls Bleeding In 2 To 5 Minutes
- Coherent Sponge Structure Allows Easily Controlled Application
- 0.5" x 1" (1.27cm x 2.54cm)



Package Contains 18 Sponges

Compare To GelFoam®

GelFoam® is a registered trademark of Pharmacia / Upjohn Company




Size	Product #	Price	2 or More Boxes
0.5" x 1" (1.27cm x 2.54cm)	#ORAFOAM-PKG-18	270.00 BOX OF 18	257.40 Box of 18

OraFOAM™ Hemostatic Sponge Is Indicated In Surgical Procedures (Other Than Ophthalmological & Urological Surgery) As An Adjunct To Hemostasis When Control Of Bleeding By Ligature Or Conventional Procedures Is Ineffective Or Impractical. Please See Product IFU For Precautions & Adverse Reactions. IFU Available Online At www.salvin.com/Downloads/Guides-Studies.html

SALVIN MESH-Ti™ Titanium Mesh

For Large Defects

- 0.2mm Thickness
- 1.48mm (1,480 Micron) Pore Size
- Larger Pore Size For Enhanced Growth Factor Cross Over
- Secure With Salvin Fixation Screws
- Packaged Non-Sterile



Size	Product #	Price
50mm x 37mm	#SALVIN-TI-MESH-50X37	103.80 EACH
25mm x 37mm	#SALVIN-TI-MESH-25X37	65.90 EACH



Non-Resorbable PTFE Sutures

- Excellent Choice For Bone Grafting & Implant Procedures
- Smooth & Flexible – Not Fragile Or Brittle – So Knots Stay Tied
- Proprietary Monofilament Is Biologically Inert & Non-Cytotoxic
- Longer Length – All PTFE Sutures Now 24" Long



Black Needle For Higher Visibility & Less Glare


Super Sharp Needle Requires Less Force – Easier Suturing With Less Trauma

“Racetrack” Rather Than Zig-Zag Package

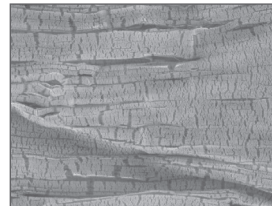


Little-To-No Package Memory For Excellent Handling And Secure Knotting

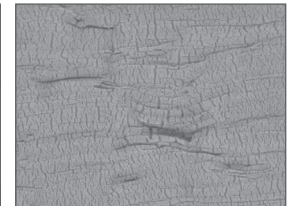
Ultra-Soft, Ultra-Smooth Suture Designed With Low Surface Porosity



SALVIN **CytoSurg**



Competitor G (2000x Magnification)



Competitor O

	Salvin Item#	Size	Needle	Length	Per Box	10 Or More
	#PTFE-20FS2	2-0	19mm 3/8 Circle - Reverse Cutting	24" (60cm)	105.00 Box 12	94.40 Box 12
MOST POPULAR	#PTFE-30FS2	3-0	19mm 3/8 Circle - Reverse Cutting	24" (60cm)	105.00 Box 12	94.40 Box 12
	#PTFE-30FS3	3-0	16mm 3/8 Circle - Reverse Cutting	24" (60cm)	105.00 Box 12	94.40 Box 12
	#PTFE-40TF	4-0	13mm 1/2 Circle - <u>Taper Point</u>	24" (60cm)	105.00 Box 12	94.40 Box 12
MOST POPULAR	#PTFE-40FS3	4-0	16mm 3/8 Circle - Reverse Cutting	24" (60cm)	105.00 Box 12	94.40 Box 12
	#PTFE-40PS2	4-0	19mm 3/8 Circle - <u>Premium</u> Reverse Cutting	24" (60cm)	126.00 Box 12	113.40 Box 12
	#PTFE-40P3	4-0	13mm 3/8 Circle - <u>Premium</u> Reverse Cutting	24" (60cm)	126.00 Box 12	113.40 Box 12
	#PTFE-50P3	5-0	13mm 3/8 Circle - <u>Premium</u> Reverse Cutting	24" (60cm)	126.00 Box 12	113.40 Box 12
	#PTFE-60P3	6-0	13mm 3/8 Circle - <u>Premium</u> Reverse Cutting	24" (60cm)	126.00 Box 12	113.40 Box 12

**For Our Full Line of Sutures,
Check Out The 2022 Salvin Instrument Catalog**





Toll Free 800.535.6566
www.salvin.com

Salvin Dental Specialists, Inc.
3450 Latrobe Drive
Charlotte, NC 28211 U.S.A.

CHANGE SERVICE REQUESTED

PRSRRT STD
U.S. POSTAGE
PAID
PPCO

**Whether You Are New To Implant Dentistry Or Performing
Advanced Procedures, We've Got The Solutions You Need To
Make Your Life Easier And Your Practice More Productive.**

SALVIN[®] **SALVIN[®]**
Dental Specialties *Regenerative*

***Everything For Your Implant Practice
But The Implants[®]***